



BADGER BONSAI SOCIETY

Promoting and Enjoying the Ancient Art of Bonsai Since 1972

Badger News | A Publication of the Badger Bonsai Society | Mar 2022

Next Meeting Date:

Thursday Mar-10-2021 | 6:30 to 8pm
Olbrich Botanical Gardens
3330 Atwood Avenue, Madison, WI

AGENDA:

Pots & Repotting; voting on by-laws

CLUB OFFICERS:

President Wayne
Vice President Mary
Secretary Lisa
Treasurer Gary
Web Admin / Newsletter Wayne
Librarian Ben
Refreshments Elaine

President's Message

Just a few days into March and already we are seeing signs that our trees will soon be coming out of their dormancy with increasing sun and the return of moderate temperatures. However you still need to keep an eye on the rapidly shifting weather – 60°F temps one day, then 30°F the next day – before you decide to pull your trees out of their winter storage. Once you do feel it is safe to bring them out, remember to transition them slowly into their normal sun exposure and monitor their watering needs carefully.

Regardless of whether that is days or weeks off yet, make sure that you have a plan to examine your trees for any signs of damage that might need special care ... Karl relates a recent experience with a Ficus that demonstrates the ease of working with these trees that Zach talked about at the Feb-10th meeting. In addition, be

sure that you have your supplies (soil mixes, fertilizers, pots / containers) and tools ready for when you start working on your trees again. And don't forget to clean and sharpen your tools.

Another thing to keep in mind is our mentoring session on Sat, Apr-2nd afternoon at Olbrich, where you can bring in your tree(s) for discussion, guidance or some minor working ... or just to watch or get involved in a variety of bonsai-related topics.

Our Feb-10th meeting at Olbrich Gardens had a total of 19 attendees, with 1 new member Colin, with Zach presenting a very interesting presentation on Ficus for bonsai. ---Wayne

Agenda for Mar-10th meeting

At the March meeting RonF will reprise his presentation on pots and pot selection that was featured at the zoom meeting last year. In addition RonF will talk about repotting your bonsai and the tools and supplies needed. Also remember to bring along your show and tell items. BBS members had the proposed revisions to the BBS By-Laws distributed to them after the Feb meeting -- we will vote for acceptance of these revisions. Remember that if you are unable to attend the meeting, you can email your vote to Mary to be included in the voting.




Please plan on masks for this meeting, but that might be relaxed by the meeting time.

Inside This Issue

- President's Message / Agenda 1 - 2
- BBS Facebook Refresh 3
- February Meeting Recap 2
- Ficus Survival 2
- Other Bonsai Events & Info 3
- Door Prizes 3
- Recent Links / Annual Dues 3

Recap of Feb-10th meeting

The membership approved RonF and ZachW as new board-members-at-large, and Gary circulated the summary of the BBS Treasury for 2021. Ken brought in a little leaf begonia that he found at a local store, BenKo talked about California bonsai pots, Brian showed a Ficus. BenKo also picked up the gifted azalea to see if he can nurse it back to health. In addition, we discussed a possibility of a soil mixing session (not during a meeting) in March; update on library agreement with Olbrich; April-2nd workshop at Olbrich; and Mary updated the membership on by-law revisions and plan for distribution then voting at the Mar-10th meeting. We also presented the poster for the Annual Show in May ... thanks to Lisa for all her work to develop the poster, the image selected is a tree of TimO's from the 2021 Annual Show. And finally Zach gave a very interesting presentation on Ficus varieties, care guide and propagation methods, as well as showing many examples from his collection.



Ficus Survival

Every once in a while the gods smile on you - even when you don't deserve it. I put together this three-tree grove of ficus about two or three years ago. And while it's not great, it's not too bad, especially considering its from cuttings. The hyper tufa



slab was made in a club workshop about 25 years ago. (I don't recall what I had growing on the slab originally, but it has sat empty for many years.) Hyper tufa is interesting because you can wire brush the edges after the mixture has set up somewhat, but before it attains full hardness. This makes the slab look much more like actual rock.

When I brought the grove inside last fall, I didn't watch it closely enough. It dried out and promptly dropped all of its leaves. Shame on the owner. I continued to water when the soil dried a bit, and before too long it started to push out new growth. And then I let it get too dry a second time, and the new growth withered away. Double shame on the owner. I continued to water, but was not optimistic about its recovery. All of the tree's available stored energy was probably used up pushing out the now-withered new growth.

But, the gods granted me forgiveness a second time - another flush of new growth.



Not a lot, but enough that I am sure the two tallest trees will be okay.

The smallest tree on the left has withered (wrinkled) bark on the upper portion of the trunk, and that is always a sign that the cambium is dead. So if it sprouts it will have to be from the lower portion of the trunk. --- Karl

Other Shows and Conventions or Societies:

Due to the current COVID-19 situation ... check out the individual websites for current status.

Spring Bonsai Care: Online course

by the Chicago Botanic Gardens (CBG)

Tuesday Mar-15, 2022 (6pm to 8pm) via Zoom

cost \$32 CBG-members / \$40 non-members

must register by Mar-12th

MABA/Milwaukee 2022

June 23-26, 2022 Milwaukee, WI

Hosted by Milwaukee Bonsai Society. Includes 3 artist demonstrations, 19 artist workshops, and 6 presentations.

Bonsai Tools

Just like any other hobby, tools are a necessity for bonsai and range from a basic set of tools to a wide variety of highly specialized tools. Do you know what tools are used for bonsai and why a specific tool is used?

If not, you can find a wealth of information on the internet or in almost any bonsai-related book, or you can come and ask at our April-2nd workshop or our Apr-14th meeting.



BBS Facebook Update

Take note ...

Lisa has been doing a tremendous job (with Zach's assistance) of refreshing and maintaining an active presence on Facebook for the Badger Bonsai Society, and we see an influx of questions and renewed interest from her efforts.

Have a look: [Facebook.com/BadgerBonsai](https://www.facebook.com/BadgerBonsai)

Tentative 2022 Calendar for

Badger Bonsai Society meeting & events:

(date is 2nd Thursday unless noted differently below)

Mar-10 - Pots and Repotting; vote on by-laws

Apr-2 - 1:30pm to 4:30pm BBS workshop at Olbrich Gardens ... specific activity TBD; no cost

Apr-14 - TBD; meeting extended to 8:45pm

Apr-TBD - dig of yews / junipers in Monona

May-12 - TBD, show planning

May-14 - World Bonsai Day

May-21 & 22 - 2022 BBS Annual Show from 10am to 4pm each day at Olbrich Gardens

Door Prizes

Congratulations to door prize winners of various pots: (Brian, Tamaki and Ken) at the Feb-10th meeting. Remember, bring a 'show-n-tell' item to our meetings that is beyond the meeting topic and you get an extra entry for the door prizes.

Recent Links of Interest

- from Bonsai Empire: [Repotting Bonsai](#)
- from Yankee magazine: [A Living Art](#) page 32
- from Eastern Leaf Bonsai: [Repotting a Bonsai](#)
- from Herons Bonsai: [Repotting Tutorial](#)
- from Bonsai Outlet: [Bonsai Repotting Guide](#)
- DenGarden: [How to Repot a Bonsai and Why is Repotting Important](#)
- Minnesota Bonsai Society: [Repotting Tips](#)

2021 BBS Members ... have you renewed yet?

Annual Dues for 2022 should be paid to the Treasurer at the March meeting.

Our Treasurer would prefer that dues be paid by check (to the Badger Bonsai Society) if at all possible. **Thanks!**



our website: badgerbonsai.net