



BADGER BONSAI NEWS

March 2024

President's Message

By Ron Fortmann

As I am writing this we are experiencing probably the warmest February in Wisconsin's recorded history. What does this mean for our bonsai and our bonsai practices?

The first thing you should check is how moist the soil is. Warmer temps may have promoted an earlier start of water movement throughout the tree. As the trees start to come out of dormancy our next thing to watch is the temperatures during March and April because once new growth appears it is completely vulnerable to freezing and colder temperatures. Be prepared to move your bonsai to areas where they aren't exposed to frost.

But March is really the prime month to start the repotting of trees as they start to awake from their winter dormancy in our climate. Just to put the action of repotting in a proper perspective, repotting is to a tree like open heart surgery is to a human. This is not meant to scare you but to remind you to give this task the attention it deserves.

At our March meeting we will review the reasons one might consider repotting a tree. We will review the items we should have at the ready during a repot. We will also talk about the very important after care once the repot is completed. If you have not preformed a repot before there will be an opportunity to do so at our April meeting to enlist some help from members who can assist and guide you through the process. We will talk about that opportunity more at the March meeting.

Your executive board has put together a solid draft of the meeting content for the remainder of 2024 and they are working on several additional activities to provide additional bonsai learning and possible collection building opportunities. More

news on this as it develops. If you have suggestions or requests for possible meeting topics, please let a board member know your thoughts.



Ron's Chinese elm after repotting. See the process on Pg 4.

UPCOMING

BBS MARCH MEETING


Thursday, March 14, 6:30—8:00 pm

Olbrich Botanical Gardens
3330 Atwood Ave, Madison

AGENDA:

Repotting Season

February Meeting



At the February meeting, Sharon described the fascinating process of 3D printing her own pots. Intended to replace the cheap, and rather boring, plastic nursery pots used until our bonsai are ready for a real bonsai pot, Sharon has mastered the process of printing at home within about 24 hours a custom pot which she can paint. She even created a multi-holed pruning pot! Sharon donated several of her pots along with some humidity tray inserts for lucky raffle winners to take home.

SHOW *and* TELL



Zach shared his latest endeavor, working with a woodworking friend to make display slabs and stands.



Ken showed us his *Corylus avellana* "Contorta," aka contorted filbert, best known as Harry Lauder's walking stick. The wonderfully weird twisty and bendy branches require no wiring and Ken has let his specimen go a bit wild. We can't wait to see how this one develops.

SPRING

awakenings

Top:

Lisa's *Chaenomeles speciosa* "Pink Storm" flowering quince is bursting with buds.



Middle from left:

Colin's Ume Japanese flowering plum is starting to flush. Another shot of the full tree which promises to be beautiful.

Bottom from left:

Ken says this Amur maple forest is always the first to wake up in the spring.

Sharon's nicely shaped Barbados cherry is in full bloom. This cute little tree is a nice Shohin specimen.



Time to Repot

In a post on his [Ancient Arts Bonsai](#) Facebook page, Ron shared pictures of the repotting process of several of his bonsai.



This Japanese Black Pine had a large amount of mycorrhiza in the roots, something you definitely want to see with conifers as it's a sign of a healthy soil system.


Mycorrhizae are fungi that have a symbiotic relationship with the roots of many plants. It receives necessary carbohydrates from the host plant and in return the mycorrhiza absorbs nutrients from the soil and passes them along to the plant. When repotting a bonsai with mycorrhizae, you want to ensure the fungus makes it into the new pot undisturbed.

Ron estimates this tree to be 60+ years old. He's had it for 19 years and last repotted it six years ago.



This Chinese elm has been in Ron's collection for 18 years.

After removing the tree from a rectangular pot with rounded corners, Ron combed out and examined the roots, likely removing those that were dead or unhealthy, and repotted it into a rectangular pot with sharp square corners. Ron said the new pot "exudes a more masculine vibe" than the previous one.



Of Interest on the Web

Badger Bonsai Society Member Group

BBS members only platform for sharing tips, advice, and inspiration between monthly meetings



A few of our suggestions for further study on what's happening this month in the world of bonsai.

[Four Seasons of Bonsai: Spring](#)

- *Bonsai West Blog*

[Cleaning Bonsai Tools and Woodcarving Bits](#)

- *Bonsai 4Me Blog*

[Spring Bonsai](#)

- *Bonsai Empire*

[How to Repot your Bonsai](#)

- *Bonsai Empire*



Follow [Badger Bonsai Society on Facebook](#) for the latest news, meeting agendas, upcoming events, and inspiring shares from the world of bonsai.



Membership Dues

Individual - \$30
Family - \$40
Student - \$20

2024 membership dues were due January 1. If you haven't paid yet, please do so now. To pay with Zelle, simply log into your bank/credit union account and select "Send Money with Zelle." For Paypal, scan the code or use this quick link <https://paypal.me/badgerbonsai>. In the notes field, write your name and indicate that the payment is for 2024 dues. You can also bring a check or cash to a meeting.



Skylar can't wait to get his hands dirty during repotting season. He's fully into it with this ninebark on March 1.



Jonathan's collected trees from northern Wisconsin last fall have survived the winter and are starting to bud.



CLUB OFFICERS AND ROLES

President	Ron
Vice President.....	Mary
Secretary.....	Lisa
Treasurer.....	Ken
Web Manager.....	Paolo
Newsletter	Lisa
Librarian	Alex
Past-President.....	Wayne
At-Large Board Member.....	Zach
At-Large Board Member.....	Skylar
At-Large Board Member.....	Loren

Badger Bonsai News is a monthly publication of the Badger Bonsai Society.

<https://badgerbonsai.net>

SAVE THE DATE!



Bringing the best to the Midwest!

Join us for a unique bonsai experience at the center of it all.
\$7500 in prizes, top quality vendors and workshops

MAY 3-5, 2024 | ST. LOUIS, MO

Save the Date May 9 - 12, 2024
In Coordination with
Meijer Gardens Michigan All- State Bonsai Show

Guest Artists

ABS Learning Seminars

- Demonstrations
- New Talent Contest
- Cash Awards
- Vendors
- Banquet
- Welcome Reception

Hugo Zamora

Jack Sustic

Suthin Sukosolvisit

Additional guests

Steve Jetzer
Mark Fields
Kurtis Smith
Matt Spinniken
Tim Priest

FREDERIK MEIJER
Gardens & Sculpture Park

West Michigan Bonsai Club

BADGER BONSAI
Society

Annual Exhibit
May 18 –19, 2024

The 53rd Annual Bonsai Exhibit

Presented by
Milwaukee Bonsai Society
June 7-9, 2024

An exhibit of the best trees of our members
With Special Guest
Rick Garcia

Explore the ancient art of miniature trees. See the bonsai exhibit and beginner-friendly presentations on growing your own bonsai.

Admission to exhibit is free.
Saturday June 8, 10 am-5 pm
Sunday, June 9, 10 am-3 pm

Boerner Botanical Gardens
in Whitnall Park
9400 Boerner Drive, Hales Corners, WI 53130
(414) 525-5600

Multi-Media Room on the Lower Level

Milwaukee
Bonsai Society

www.milwaukeebonsai.org

BOERNER BOTANICAL GARDENS
Wisconsin's Largest Living Tree



BEGINNERS BONSAI CLASS

Two, 2-hour, private sessions, for a total of four hours of lesson.
(tree not included). Cost: \$160

Click [here](#) for more information.